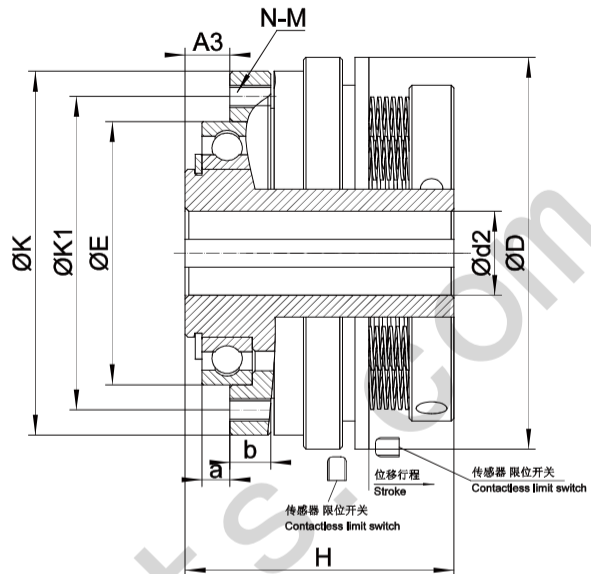



AF 扭矩限制器

TYPE AF BALL TORQUE LIMITER

AF 轴-法兰连接

ring to-shaft connection



AF 型扭矩限制器

Design AF with key connection

AF 型扭矩限制器参数表及尺寸参考 Parameter and Dimension AF Torque Limiter

AF	扭矩范围 Torque Range (N.M)				最高转速 Max speed unbalanced rpm	过载发生止推位移 Thrust washer stroke on overload mm	转动惯量		重量 KG
	型号	X 型	L 型	M 型			H 型	轴毂端 Hub-side Kg ^{m2}	
Model	Type X	Type L	Type M	Type H					
0.5	0.3-1	1-3	3-5	----	2000	0.8	0.000025	0.000025	0.19
0.6	2-6	5-10	6-15	----	1600	1	0.000051	0.000051	0.3
0.8	4-10	8-20	12-30	----	1200	1.2	0.00018	0.00018	0.66
01	5-12.5	10-25	20-50	25-62.5	1000	1.2	0.000205	0.000205	0.73
02	10-25	20-50	40-100	50-125	800	1.5	0.000525	0.000525	1.15
03	20-50	40-100	80-200	100-250	600	1.8	0.001302	0.001302	1.99
04	40-100	80-200	160-400	200-500	400	2	0.00263	0.00263	2.65
05	70-175	140-350	280-700	380-875	300	2.2	0.006329	0.006329	7.1
06	120-300	240-600	480-1200	600-1500	250	2.5	0.028443	0.028443	19.6
07	300-600	600-1200	1200-2400	1800-3200	180	2.8	0.07178	0.07178	24

AF 式扭矩限制器主要尺寸 Dimension of AF Torque Limiter

尺寸：(mm)
Dimensions in mm

AF 型号	d2	D	E (h6)	K	K1	H	A3	a	b	N-M
0.5	6-12	45	30	40	35	35	4.5	2	4	6XM3
0.6	8-15	50	37	47	42	38	5	2	5	6XM3
0.8	9-20	65	47	60	53	42	6	3	6	6XM4
01	10-20	70	47	65	56	48	8	5	6	8XM4
02	15-25	85	62	80	71	58	11	7	7	8XM5
03	22-35	100	75	95	85	72	14	9	9	8XM6
04	32-44	115	90	110	100	77	16	10	10	8XM6
05	35-55	135	100	130	116	90	18	10	12	8XM8
06	40-65	171	130	166	150	138	21	12	15	8XM10
07	70-75	220	145	220	165	168	44	44	22	8XM12

订货描述：
Order form:

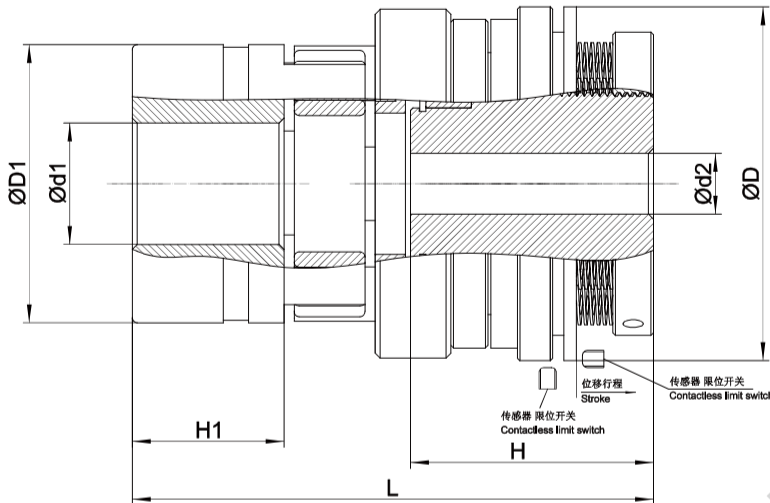
AF-0.5	L	YA10	例如：AF-0.5-L-YA10
规格与型号	扭矩范围	d-成品孔径	成品孔径 (H8) 按JB/T7934-1999
Size/Type	Torque range (N.M)	Finish bore (H8)	Finish bore (H8) to JB/T7934-1999

AFL 扭矩限制器

TYPE AFL BALL TORQUE LIMITER

AFL 轴-轴连接

shaft to-shaft connection



AF 型扭矩限制器
Design AF with key connection

AFL 型扭矩限制器参数表 及尺寸参考 Parameter and Dimension AFL Torque Limiter

AQ4.0	扭矩范围 Torque Range (N. M)				最高转速	过载发生止推位移	螺栓锁紧力 拧紧力矩 Clamping screws and tightening torque ford	
型号	X 型	L 型	M 型	H 型	Max speed unbalance d	Thrust washer stroke on overload	SW	NM
Modle	Type X	Type L	Type M	Type H	rpm	mm		
0.5	0.62-1.3	1.3-2.6	2-3.8	----	2000	0.8	4*M3	3
0.6	2-5	5-10	6-15	----	1600	1	4*M3	3
0.8	4-10	8-20	12-30	----	1200	1.2	4*M4	7
01	5-12.5	10-25	20-50	25-62.5	1000	1.2	6*M4	9
02	10-25	20-50	40-100	50-125	800	1.5	6*M5	9
03	20-50	40-100	80-200	100-250	600	1.8	8*M6	13
04	40-100	80-200	160-400	200-500	400	2.0	8*M6	13
05	70-175	140-350	280-700	380-875	300	2.2	8XM8	30
06	120-300	240-600	480-1200	600-1500	250	2.5	8XM10	57.8
07	300-600	600-1200	1200-2400	1800-3200	100	2.8	8XM12	98

AFL 式扭矩限制器主要尺寸 Dimension of AFL Torque Limiter

尺寸：(mm)
Dimensions in mm

AF 型号	d2	d1	D	H1	H	D1	L
0.5	6-12	6-15	45	11.5	35	30	63.5
0.6	8-15	8-19	50	15.5	38	40	74.5
0.8	9-20	8-19	65	17.5	42	40	84
01	10-20	8-28	70	30	48	55	103
02	15-25	10-38	85	35	58	65	122
03	22-35	12-45	100	45	72	80	151
04	32-44	14-55	115	50	77	95	163
05	35-55	20-60	135	56	90	115	186
06	40-65	35-80	171	75	138	135	263
07	70-75	40-100	220	110	168	200	358

订货描述：
Order form:

AFL-01	L	d1	d2	例如: AFL01-L-YA20-YA20
规格与型号	扭矩范围	d1-成品孔径	d1-成品孔径	孔20 (H7), 键槽6 (JS9) 按GB/T 1095-2003
Size/Type	Torque range (N.M)	Finish bore (H7)	Finish bore (H7)	Finish bore (H7), Key6 (JS9) to GB/T 1095-2003